



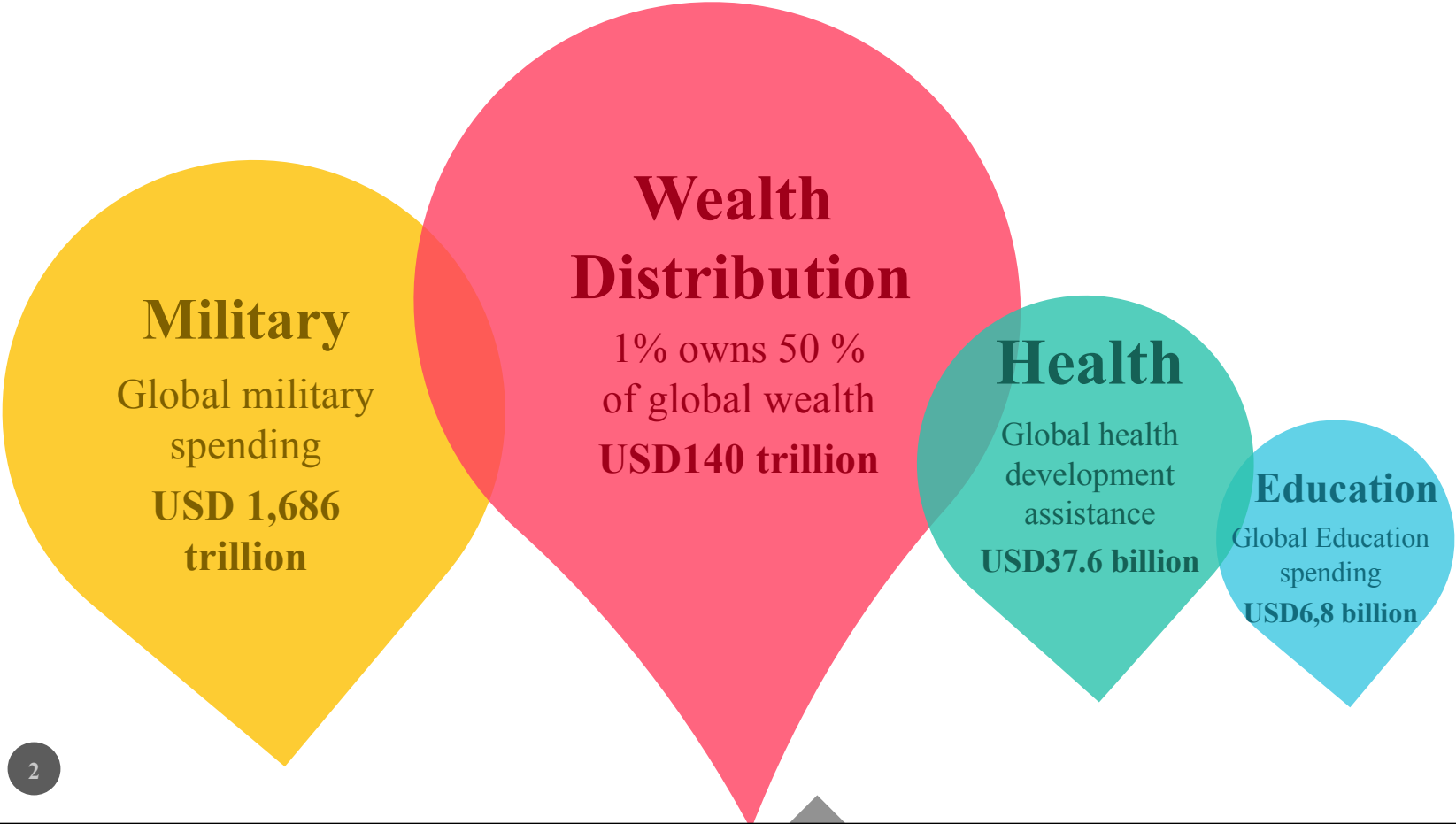
# **So? What about the Money?!**

## **Resource Flows for Feminist Movements**

Money & Movements Convening

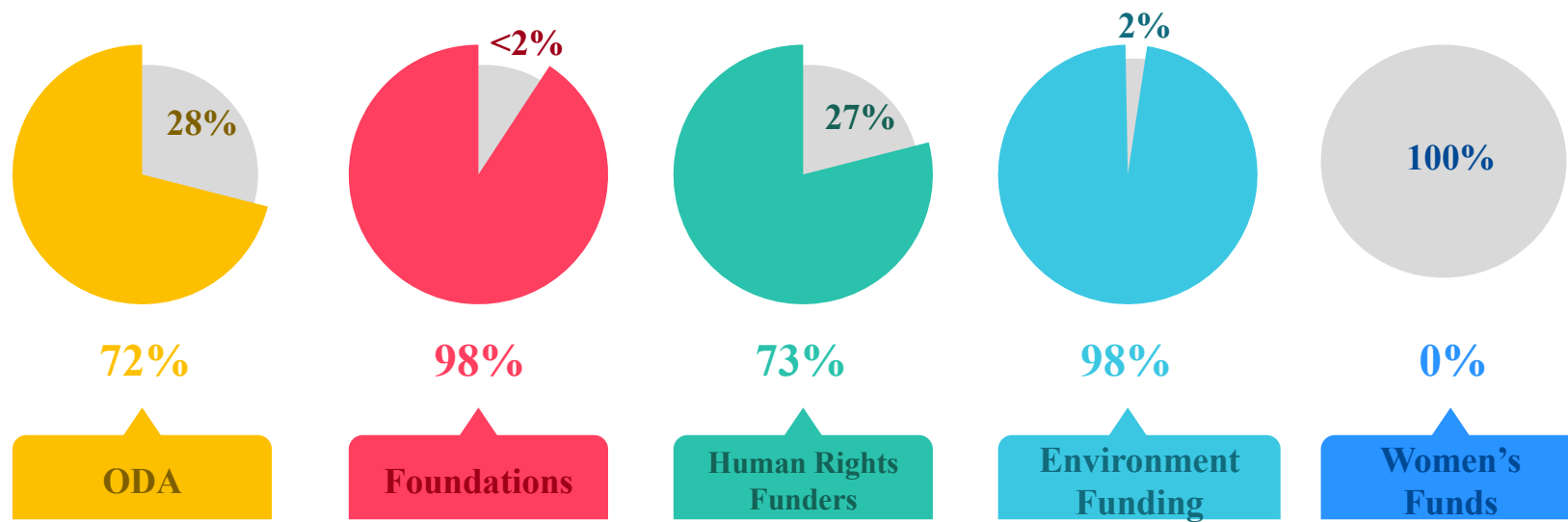
11 April 2018

# Overall Flow of Money



# Funding Sector % not funding feminist movements

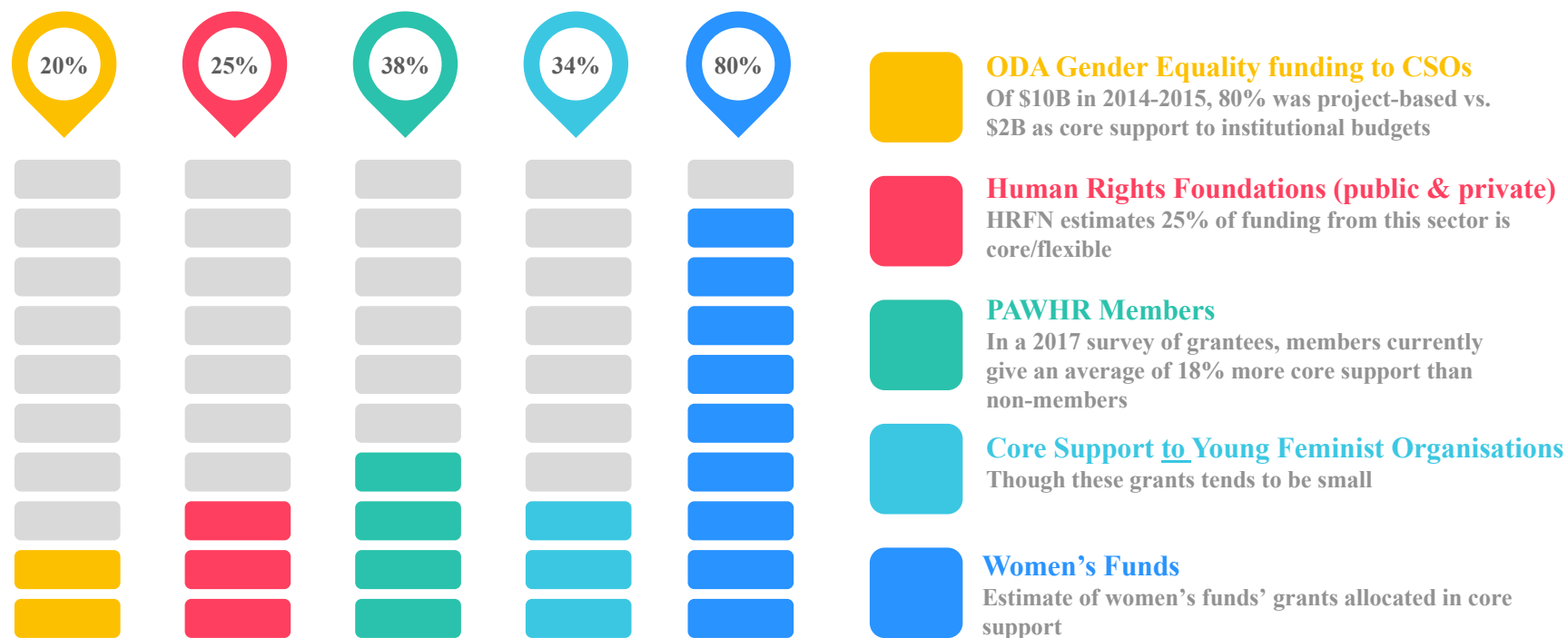
Sources: OECD, GPP, HRFN, Global Greengrants Fund; AWID



Though non-gender-focused funding can still, of course, reach women's rights organisations and feminist movements, the reality is often that without dedicated focus, our movements do not access these monies.

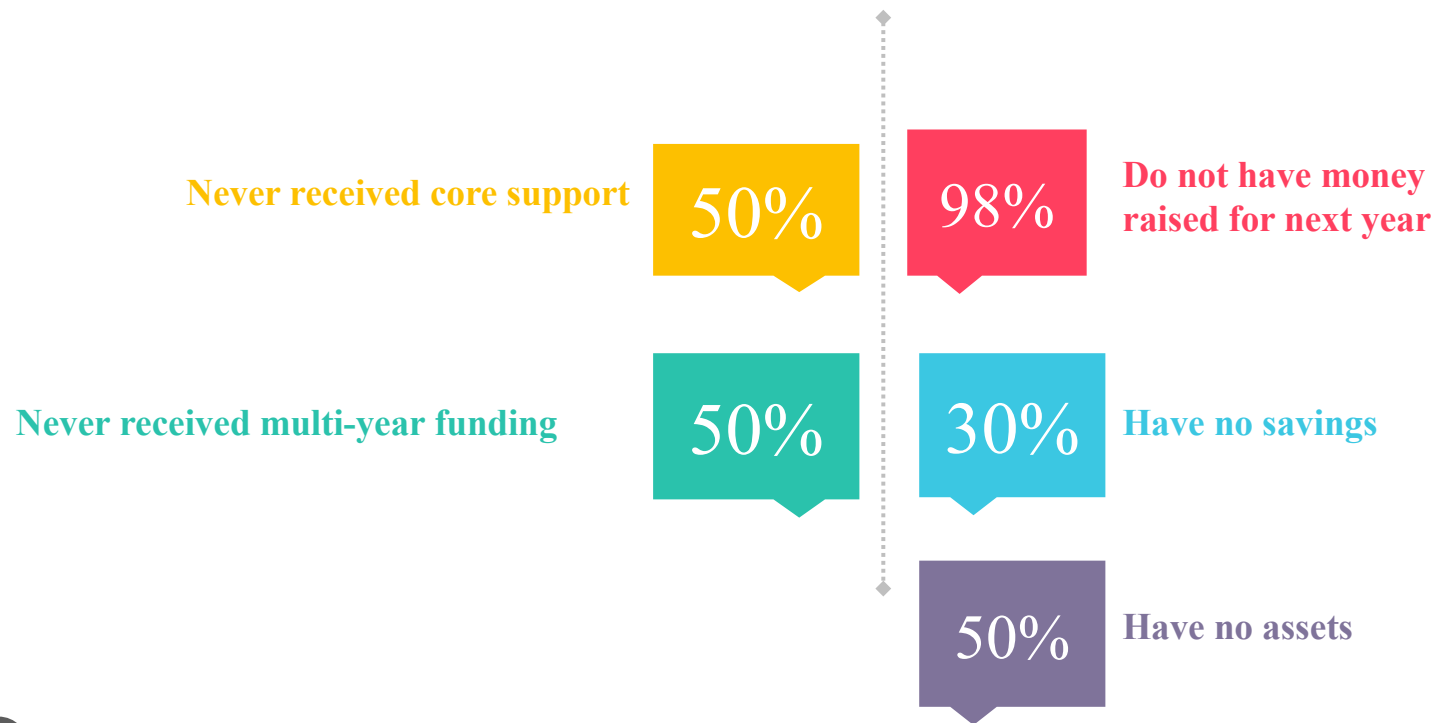
# Snapshot of % Core Support for GE/WROs

Sources: PAWHR Survey (2018); HFN (2018); GenderNet (2018), FRIDA (2017); AWID (2013)



# Sustainability of feminist and women's rights organizations

Source: AWID



# Cross-Movement Funding

Sources: FRIDA, Global Greengrants Fund, GPP



**6%**  
of Young Feminist  
Organizations report  
secure annual resources

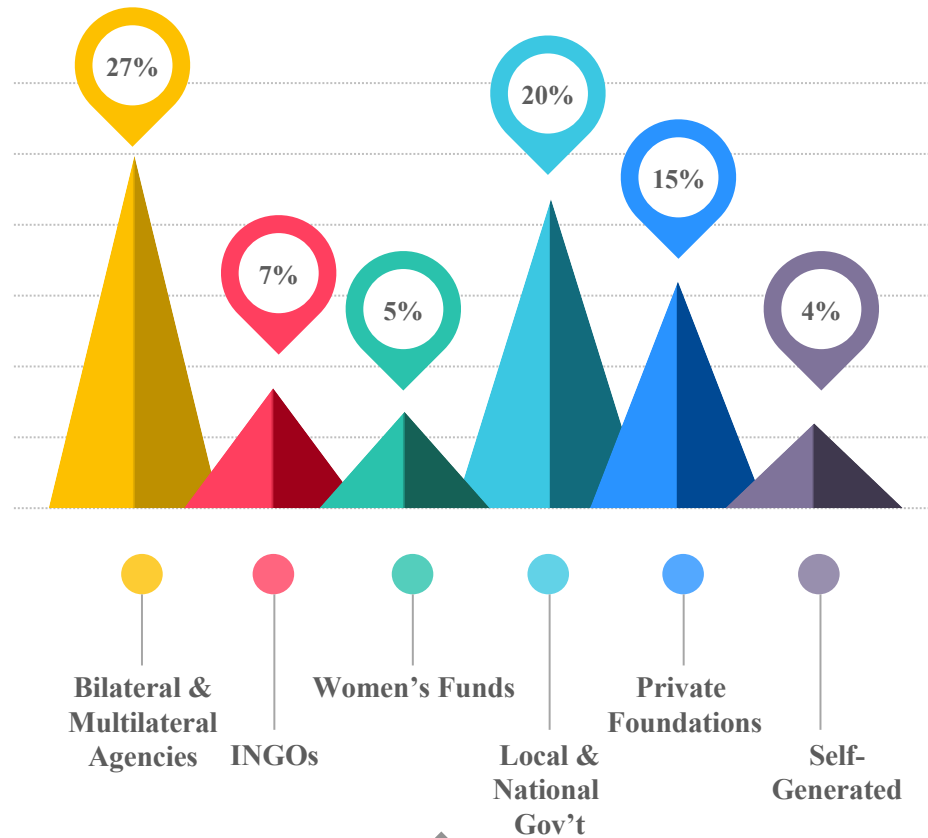
**0.2%**  
of all foundation funding  
focuses on women & the  
environment



**0.04%**  
of ODA and **0.13%** of  
foundation funding goes  
to LGBTI issues

# Current Funding Landscape

% of Income by Sector | Source: AWID 2013, p. 114 (n = 740 WROs)



# Bilateral & Multilateral Funding: 2014-2015 ODA

Sources: OECD DAC (2018) & GenderNet (2016) "Donor Support to Southern Women's Rights Organisations"

**\$36B**

## Allocation to Gender Equality & Women's Empowerment

Modalities & recipients vary widely. Only 28% goes to CSOs (versus governments & development agencies)

**28%**


**100%**

## Official Development Aid (ODA)

2014-2015 contributions from DAC countries

**0.6%**

**7%**



**\$137.2 B**

## GE \$ to CSOs in Global South

Regional distribution is not equal: E.g. Africa 43%, South & Central Asia 24%, East Asia PAC 11%, MENA 10%, LAC 8%, Eastern Europe 4%

**\$836M**

## GE \$ Direct to CSOs

Of this \$10B to CSOs, 80% is for gender mainstreaming – i.e. generally NOT to WROs – with only 20% (\$2B) to gender-focused projects

**\$10B**



# Foundations (Private and Public)

Source: HRFN; PAHWR



**Human Rights Grantmaking**  
Total grantmaking for HR 2011-2015



**Funding for Women and Girls**  
23% of total went to women and girls issues (not women's rights groups exclusively)



**Funding for LGBTIQ**  
4% of HR grantmaking going to LGBTIQ causes



**PAWHR**  
Funding leveraged by 12 private foundations annually for women's rights and gender equality organizing

Women's funds

# From 2011-2015, Prospera members



**MOBILIZED**  
**\$313.5 million**



**INVESTED**  
**\$221.9 million**



**9,543**  
**GRANTS**



Supported **5,127** Women's Human Rights Organizations

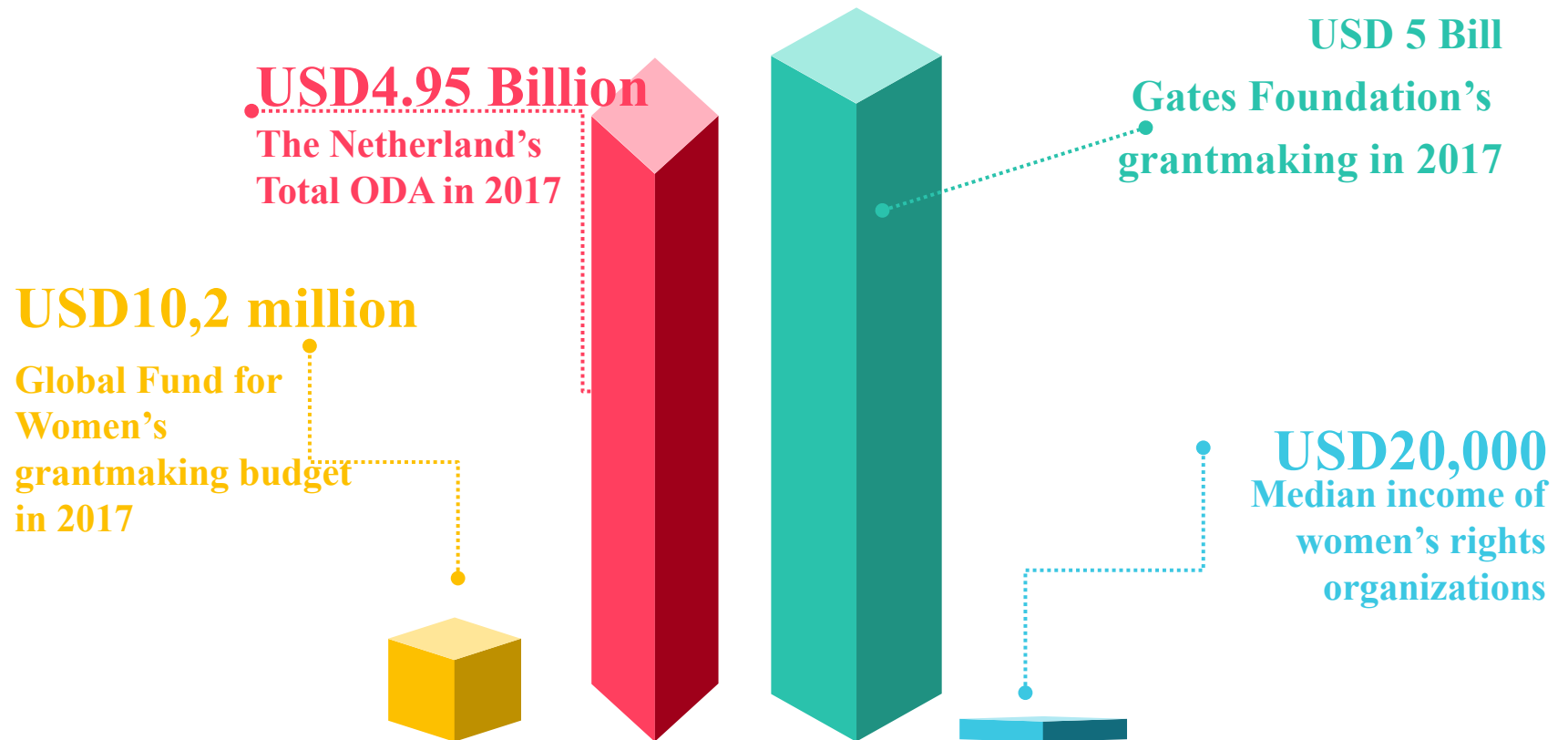


**in 173** countries

# Self-Generated Resources

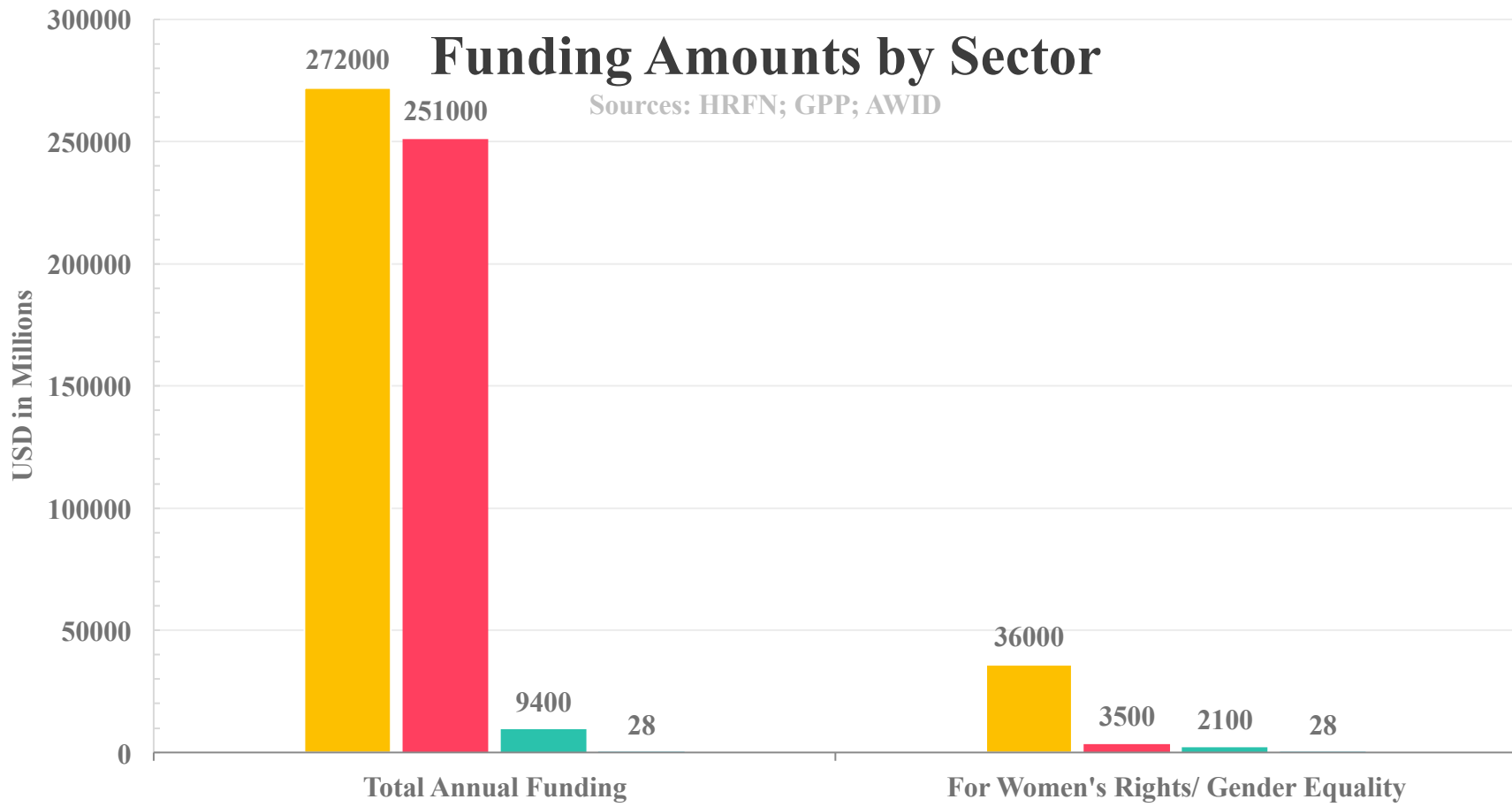


## Numbers in Comparison



# Funding Amounts by Sector

Sources: HRFN; GPP; AWID



■ Bilateral & Multilateral (all) ■ Foundations (Public & Private) ■ Human Rights Funders ■ Women's Funds

**Thank you!**

*Angelika Arutyunova & Kellea Miller. 11 April, 2018. Count Me  
In! Money & Movements Convening. Naivasha, Kenya.*